

R4/6/7/9 Responder Series

LED Warning Lighthouse



FEATURES

NEW!

- Available in Dual Color Warning R6.
- Available in various sizes and dimensions to best fit your vehicle.
- Warning Models certified with SAE J595, SAE J845 Class 1, CA Title 13 and meet NFPA1901 and KKK1822 compliance when configured correctly.
- Choose from various built-in flash patterns in Solid, Left-Right split, Top-Bottom split, or Criss-Cross split flash mode.
- Multi-units synchronization in simultaneous or alternating flash.
- Reverse polarity protection.
- Weatherproof and vibration resistant design for internal or external use.
- Solid aluminium base for efficient heat dissipation.
- Choice of Clear or Color Lens options.
- Optional Chrome or Black flanges.

SPECIFICATIONS

Available Colours:

Warning Lamp : LED - Amber, Blue, Red or White Lens - Amber, Blue, Red or Clear

Light Source :

Warning Lamp :

R4 W = High-power LED x 12 pcs

R6 W = High-power LED x 24 pcs

R6D W = High-power LED x 48 pcs

R7 W = High-power LED x 24 pcs

R9 W = High-power LED x 36 pcs

Approvals and Regulatory Compliances:

Warning Lamp :

R4 W : NFPA 1901*; KKK 1822**; SAE J595 (A, B, R, W); SAE J845 (A, B, R, W); CA Title 13 (A, B, R,)

R6 W : NFPA 1901*; KKK 1822**; SAE J595 (A, B, R, W); SAE J845 (A, B, R, W); CA Title 13 (A, B, R)

R6D W : NFPA 1901*; KKK 1822**; SAE J595 (A, B, R, W); SAE J845 (A, B, R, W); CA Title 13 (A, B, R)

R7 W : NFPA 1901*; KKK 1822**; SAE J595 (A, B, R, W); SAE J845 (A, B, R, W); CA Title 13 (A, B, R)

R9 W : NFPA 1901*; KKK 1822**; SAE J595 (A, B, R, W); SAE J845 (A, B, R, W); CA Title 13 (B, R)

IP Rating:

IPX7



***NFPA 1901 Package (Zone vs Product) :**

Standard		Colour	R4 x 2pcs	R6 x 2pcs	R7 x 2pcs	R9 x 2pcs
Large Vehicle	Upper Zone A		○	● ● ○ ●	● ○ ●	● ● ○ ●
	Upper Zone B/D		● ● ○ ●	● ● ● ○ ●	● ● ● ○ ●	● ● ● ○ ●
	Upper Zone C			● ● ● ●	● ● ● ●	● ● ● ●
	Lower Zone A/B/C/D		● ● ● ○ ●	● ● ● ○ ●	● ● ● ○ ●	● ● ● ○ ●
Small Vehicle	Zone A			● ● ○ ●	● ○ ●	● ● ○ ●
	Zone B/D		● ● ● ○ ●	● ● ● ○ ●	● ● ● ○ ●	● ● ● ○ ●
	Zone C			● ● ● ●	● ● ● ●	● ● ● ●

****KKK1822 Compliance :**

White Front Centre: R6 / R7 / R9
 Red Upper Body Corners: R6 / R7 / R9
 Amber Rear Centre: R6 / R9
 Red Grille Fenders: R4 / R6 / R7 / R9

Power:

	R4 W	R6 W	R6D W	R7 W	R9 W
Operation Voltage	12VDC	12VDC	12VDC	12VDC	12VDC
Average Current (A)	0.73	1.55	1.7	1.03	2.1
Average Power (W)	8.8	18.6	20.4	12.4	25.2
Max. Current (A)	1.46	3.1	3.4	2.06	4.2
Max. Power (W)	17.5	37.2	40	24.7	50.4
Fuse Rating (A)	2.0	4.0	4.0	3.0	5.0

Wires:

21 cm @ 20AWG
Warning Lamp:
BLACK- GND
RED- Vcc Warning
YELLOW- Flash pattern & Sync
WHITE- Low Power
GREEN- Vcc Warning (For Dual Color only)

FLASH MODES

1. Simultaneous (all) Flash



2. Top-Down Split Flash



3. Left-Right Split Flash



4. Criss-Cross Split Flash



PART NO.

Warning Lighthouse:

- **M068-0001x-00R** (R4 Single Color Lighthouse)
- **M064-0001x-00R** (R6 Single Color Lighthouse)
- **M064-0101y-00R** (R6 Top/Down Split Color Lighthouse)
- **M064-7001y-000** (R6 Dual Color Lighthouse)
- **M067-0001x-00R** (R7 Single Color Lighthouse)
- **M067-0201y-00R** (R7 Left/Right Split Color Lighthouse)
- **M066-0001x-00R** (R9 Single Color Lighthouse)
- **M066-0101y-00R** (R9 Top/Down Split Color Lighthouse)

Replace x for Single color:

Colored Lens: 4 = Red
 2 = Blue
 8 = Amber
 3 = Green

Clear Lens:

R = Red
 B = Blue
 C = Amber
 W = White

Replace y for Split Single & Dual color:

Clear Lens: Q = Red/Blue
 U = Red/White
 J = Red/Amber
 K = Amber/White
 T = Blue/White
 D = Blue/Amber
 M = Green/Amber

FLASH PATTERN CHART

Single Color Flash Patterns					
1	Double	[2Hz]	9	Triple	[SAE]
2	Single	[2Hz]	10	Quad	[SAE]
3	Triple	[2Hz]	11	Quint	[SAE]
4	Quad	[2Hz]	12	Ultra	[SAE]
5	Random		13	Single-Quad	
6	Single	[SAE, CA13]	14	Single H/L	
7	Mega		15	Single-Triple-Quint	
8	Double	[SAE]	16	Steady	

Dual Color Flash Patterns					
1	Double	[2Hz]	16	Single H/L	
2	Single	[2Hz]	17	Single-Triple-Quint	
3	Triple	[2Hz]	18	Steady Scene	
4	Quad	[2Hz]	19	Cruise	
5	Random		20	Sweep Single TA	
6	Steady EF		21	Single-Single	
7	Single	[SAE/CA13]	22	Double-Double	
8	Double	[SAE]	23	Triple-Triple Mid	
9	Triple	[SAE]	24	Triple-Triple Fast	
10	Quad	[SAE]	25	Quint-Triple	
11	Quint	[SAE]	26	7-1 Flash	
12	Mega		27	7-1 Flash #	
13	Giga		28	Quad-Single	
14	Ultra	[SAE]	29	Quad-Single #	
15	Single-Quad		30	Quint-Quint	

FP#21~30 available on dual color models only.

* For use with external flash controller.

Inverted color mode.



Accessories:

99-M068M00-000
(Flange Chrome Base Kit For R4)



99-M068M01-000
(Flange Black Base Kit For R4)



99-M068M03-000
(Flange White Base Kit For R4)



99-M068M02-000
(R4 4-bolt Flange,chrome Base Kit)



99-M064M02-000
(Flange Chrome Base Kit For R6)



99-M064M03-000
(Flange Black Base Kit For R6)



99-M064M08-000
(Flange White Base Kit For R6)



99-M064M00-000
(R6 Lighthead, Special Headlamp Bracket Set, Chrome)



99-M064M01-000
(R6 Lighthead, Vertical Flange Set, For 4 R6, Chrome)



99-M064M06-000
(R6 Lighthead, Vertical Flange Set, For 4 R6, Black)



99-M064M04-000
(R6 4-bolt Flange,chrome Base Kit)



99-M064M05-000
(R6 Lighthead, Vertical Flange Set, For 3 R6, Chrome)



99-M064M07-000
(R6 Lighthead, Vertical Flange Set, For 3 R6, Black)



99-M067M00-000
(Flange Chrome Base Kit For R7)



99-M067M01-000
(Flange Black Base Kit For R7)



99-M067M02-000
(R7 4-bolt Flange,chrome Base Kit)



99-M066M00-000
(Flange Chrome Base Kit For R9 Warning Led Module)



99-M066M02-000
(Flange Black Base Kit For R9 Warning Led Module)



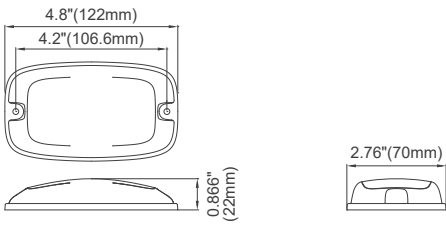
99-M066M03-000
(R9 4-bolt Flange,chrome Base Kit)



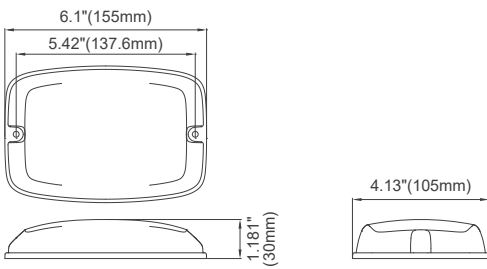
DIMENSIONS

Surface mount w/o flange bezel

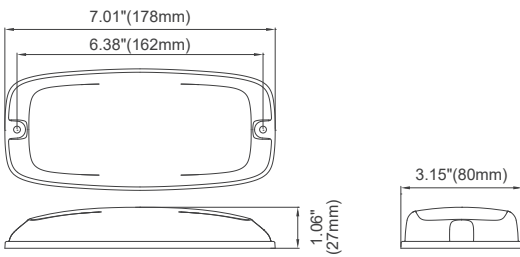
R4 :



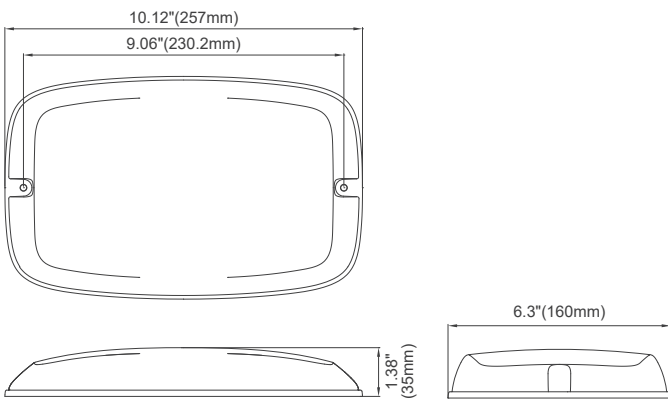
R6 :



R7 :

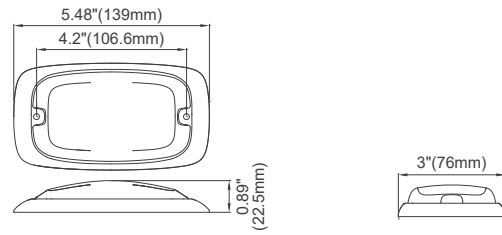


R9 :

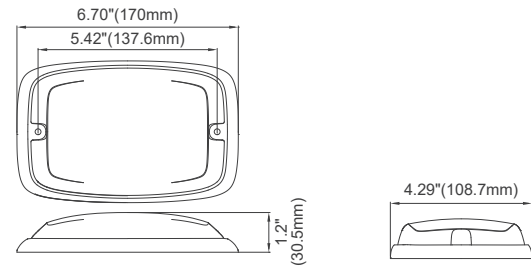


Surface mount w/ flange bezel

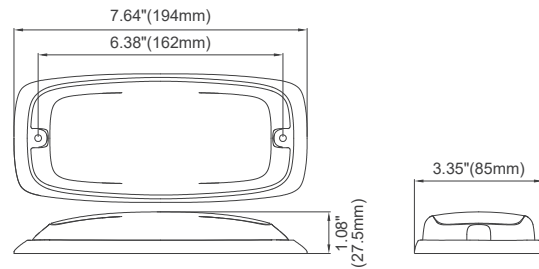
R4 :



R6 :



R7 :



R9 :

