



6-LED Warning Lamp (Surface Mount)

Surface Mount
Bezel



FEATURES

- Super Wide-angle output rated with SAE and ECE R65 Class 1.
- Versatile Surface Mount with or without bezel, suitable for all vehicle bodies and motorcycle storage boxes.
- Non-volatile memory recalls last flash pattern used at power up.
- Multi-units synchronization in simultaneous or alternating flash.
- Reverse polarity protection.
- Fully Weatherproof and vibration resistant design for external or internal use.
- Aluminium base for efficient heat dissipation and maximum durability.

SPECIFICATIONS

Meets: SAE J595 & J845 (R, A, B, W), IPX7,
ECE R65 (XA1, XB1), ECE R10.

Bulb: High-power LED x 6pcs

Warning Patterns: 16 Flash Patterns

Operating Voltage: 12~24VDC

Avg. Current: 0.57A @12VDC / 0.285A @24VDC
(varies with flash pattern)

Avg. Power: 6.84 Watts (varies with flash pattern)

Max. Current: 1.14A @12VDC / 0.57A @24VDC

Max. Power: 13.7 Watts

Wires: Red-Vcc : 20cm (20AWG)

Black-GND : 20cm (20AWG)

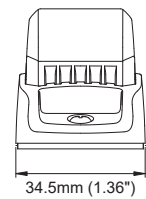
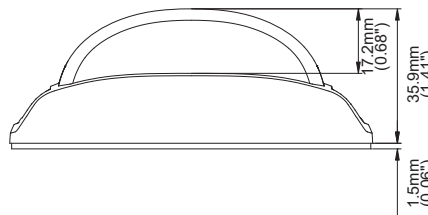
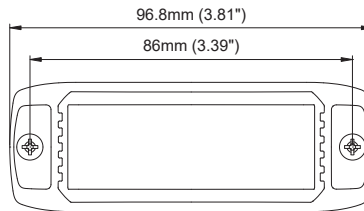
Yellow-Flash Patterns & Sync : 20cm (20AWG)

Fuse Recommended: 2A

Multi-Unit Synchronization: Over 15 units

Available in: Amber, Blue, Red, White

DIMENSIONS



PART NO.


- 02170053 (R65, AMBER)
- 02170060 (R65, BLUE)
- 02170077 (R10, RED)
- 02170084 (R10, WHITE)

FLASH PATTERN

Flash Patterns			
1	Double [R65]	9	Double [SAE]
2	Single [2Hz]	10	Triple [SAE]
3	Triple [2Hz]	11	Quad [SAE]
4	Quad [2Hz]	12	Quint [SAE]
5	Random	13	Ultra [SAE]
6	Steady	14	Single-Quad
7	Single [SAE]	15	Single H/L
8	Mega	16	Singe-Triple-Quint



6-LED Warning Lamp (Side-mirror Mount)



Mirror Mount
Adapter

FEATURES

- Super Wide-angle output rated with SAE and ECE R65 Class 1.
- Universal side-mirror mount adaptor, suitable for all vehicle mirrors and motorcycles.
- Non-volatile memory recalls last flash pattern used at power up.
- Multi-units synchronization in simultaneous or alternating flash.
- Reverse polarity protection.
- Fully Weatherproof and vibration resistant design for external or internal use.
- Aluminium base for efficient heat dissipation and maximum durability.

SPECIFICATIONS

Meets: SAE J595 & J845 (R, A, B, W), IPX7,
ECE R65 (XA1, XB1), ECE R10.

Bulb: High-power LED x 6pcs

Warning Patterns: 16 Flash Patterns

Operating Voltage: 12~24VDC

Avg. Current: 0.57A @12VDC / 0.285A @24VDC
(varies with flash pattern)

Avg. Power: 6.84 Watts (varies with flash pattern)

Max. Current: 1.14A @12VDC / 0.57A @24VDC

Max. Power: 13.7 Watts

Wires: Red-Vcc : 20cm (20AWG)

Black-GND : 20cm (20AWG)

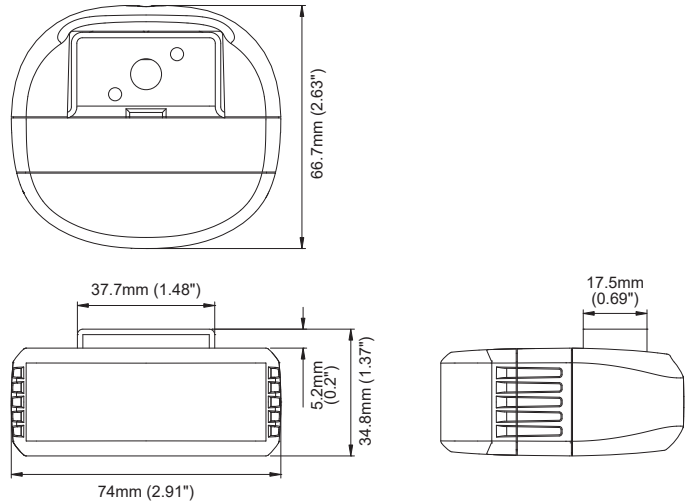
Yellow-Flash Patterns & Sync : 20cm (20AWG)

Fuse Recommended: 2A

Multi-Unit Synchronization: Over 15 units

Available in: Amber, Blue, Red, White

DIMENSIONS



PART NO.

- 02170015 (R65, AMBER)
- 02170022 (R65, BLUE)
- 02170039 (R10, RED)
- 02170046 (R10, WHITE)

FLASH PATTERN

Flash Patterns			
1	Double [R65]	9	Double [SAE]
2	Single [2Hz]	10	Triple [SAE]
3	Triple [2Hz]	11	Quad [SAE]
4	Quad [2Hz]	12	Quint [SAE]
5	Random	13	Ultra [SAE]
6	Steady	14	Single-Quad
7	Single [SAE]	15	Single H/L
8	Mega	16	Singe-Triple-Quint